




# 7 CM PLASTIC-RUBBER COMPOSITE SPEED BUMP



7 CM STANDARD VERSION



INTEGRATED Ø 30 MM  
CABLE CHANNEL

7 CM HEAVY-DUTY VERSION



YELLOW MOULDED-IN COVER



GLASS BEAD REFLECTORS



REACH CERTIFIED



# Advantages +




**PLASTIC-RUBBER COMPOSITE**  
Cost effective, UV-resistant, and very sturdy.



**SKIDPROOF SURFACE**  
Non-slip surface for better grip.



**YELLOW MOULDED-IN COVER**  
Built into the speed bump to stay bright with no peeling or fading. Yellow stays yellow.




**180° GLASS BEAD REFLECTORS**  
Highly visible in all conditions.




**INTERLOCKING SYSTEM**  
Male and female connectors to prevent movement and allow quick installation.



**CUSTOM-MADE PACKING**  
Designed for international shipping, easy storage and delivery.

TYPES	BUILT-IN CHANNEL	MAX. LOAD CAPACITY	OVERALL DIMENSIONS	MOUNTING HARDWARE
Standard version	X	20 tons per axle	Middle part: 500 x 400 x 70 mm (20" x 16" x 2.75")	Coach screw: M12 x 160 mm (M12 x 6") Anchor: Ø 17 x 105 mm (Ø 0.67" x 4.1")
Heavy-duty version	✓	40 tons per axle	End cap: 250 x 400 x 70 mm (10" x 16" x 2.75")	

## BEST SELLERS



6-3-102, 27 Pingxiang road,  
266011 Qingdao, CHINA



contact@sinoconcept.co.uk  
www.sinoconcept.co.uk