


7 CM PLASTIC-RUBBER COMPOSITE SPEED BUMP



7 CM STANDARD VERSION



7 CM HEAVY-DUTY VERSION



YELLOW MOULDED-IN COVER



GLASS BEAD REFLECTORS



REACH CERTIFIED



Advantages +




PLASTIC-RUBBER COMPOSITE
Cost effective, UV-resistant, and very sturdy.



SKIDPROOF SURFACE
Non-slip surface for better grip.



YELLOW MOULDED-IN COVER
Built into the speed bump to stay bright with no peeling or fading. Yellow stays yellow.




180° GLASS BEAD REFLECTORS
Highly visible in all conditions.




INTERLOCKING SYSTEM
Male and female connectors to prevent movement and allow quick installation.



CUSTOM-MADE PACKING
Designed for international shipping, easy storage and delivery.

TYPES	BUILT-IN CHANNEL	MAX. LOAD CAPACITY	OVERALL DIMENSIONS	MOUNTING HARDWARE
Standard version	✗	20 tons per axle	Middle part: 500 x 400 x 70 mm (20" x 16" x 2.75")	Coach screw: M12 x 160 mm (M12 x 6") Anchor: Ø 17 x 105 mm (Ø 0.67" x 4.1")
Heavy-duty version	✓	40 tons per axle	End cap: 250 x 400 x 70 mm (10" x 16" x 2.75")	

BEST SELLERS



6-3-102, 27 Pingxiang road,
266011 Qingdao, CHINA



contact@sinoconcept.co.uk
www.sinoconcept.co.uk