




# 5 CM PLASTIC-RUBBER COMPOSITE SPEED BUMP



5 CM STANDARD VERSION



5 CM HEAVY-DUTY VERSION



YELLOW MOULDED-IN COVER



GLASS BEAD REFLECTORS



REACH CERTIFIED



# Advantages +




**PLASTIC-RUBBER COMPOSITE**  
Cost effective, UV-resistant, and very sturdy.



**YELLOW MOULDED-IN COVER**  
Built into the speed bump to stay bright with no peeling or fading. Yellow stays yellow.



**SKIDPROOF SURFACE**  
Non-slip surface for better grip.




**180° GLASS BEAD REFLECTORS**  
Highly visible in all conditions.



**INTERLOCKING SYSTEM**  
Male and female connectors to prevent movement and allow quick installation.



**CUSTOM-MADE PACKING**  
Designed for international shipping, easy storage and delivery.

TYPES	BUILT-IN CHANNEL	MAX. LOAD CAPACITY	OVERALL DIMENSIONS	MOUNTING HARDWARE
Standard version	X	20 tons per axle	Middle part: 500 x 350 x 50 mm (20" x 14"x 2")	Coach screw: M12 x 160 mm (M12 x 6") Anchor: Ø 17 x 105 mm (Ø 0.67" x 4.1")
Heavy-duty version	✓	25 tons per axle	End cap: 250 x 350 x 50 mm (10" x 14" x 2")	

## BEST SELLERS

